

Mystery Quilt 2021 – Block 10

Welcome back to our Mystery Quilt 2021!


Another Day, Another Block – we're getting there quickly!




For Block 10, you will need:

(choose the fabrics from "Perfect Union")

- 2 blue fabrics
- 1 light fabric



Block A



Block B


We will be making 12 total Flying Geese Block 10's:

4 of Block A and 8 of Block B

The cutting directions are as listed below:

- 8 – blue QSTs cut from 2 squares 5-1/4" (Color Option Block A)
- 48 – light HSTs cut from 24 squares 2-7/8" (Color Option Block A and B)
- 16 – blue QSTs cut from 4 squares 5-1/4" (Color Option Block B)

Now watch our [YouTube Channel](#) for the block's step-by-step instructions and tips on how to make this project.



Our tenth blocks will be positioned as shown above in our Mystery Quilt 2021!
Notice the rotation of this block around the quilt.

The Rainbow Option:

For Block 10, you will need:

(choose the fabrics from "Linen Texture" or your favorite collection)

- 1 teal fabric
- 1 burnt red fabric
- 2 light fabrics



Block A




Block B

We will be making 12 total Flying Geese Block 10's:


8 of Block A and 4 of Block B

The cutting directions are as listed below:

- 16 – teal QSTs cut from 4 squares 5-1/4" (Color Option Block A)
- 32 – light HSTs cut from 16 squares 2-7/8" (Color Option Block A)
- 8 – burnt red QSTs cut from 2 squares 5-1/4" (Color Option Block B)
- 16 – light HSTs cut from 8 squares 2-7/8" (Color Option Block B)



Now position your blocks following the picture above.



*Please remember to share your progress photos to Instagram and Facebook!
Tag us [@laundrybasketquilts](#) and [#mysteryquilt2021](#).*

Happy Quilting!
Edyta
